

FLAG TEMPLATE

- This file is set up at a **10% scale**.
- You cannot change the shape or size.
- Convert all text to outlines.
- Assign PMS colors when possible to ensure correct color.
- Save as an EPS file.



Pole Sleeve or Canvas Heading
Maybe be thinner than shown due to sewing.




Main Body. Try to stay about 1.5" - 2" away from edges to avoid stitching through logos.




Red box indicates hem line.


RECTANGLE




2' x 3'




3' x 5'



4' x 6'




5' x 8'



6' x 10'


GUIDON




2' x 3'




3' x 5'



4' x 6'



5' x 8'




6' x 10'


PENNANT




2' x 3'




3' x 5'



4' x 6'




5' x 8'

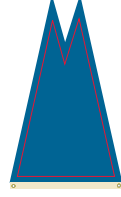


6' x 10'


BURGEE




2' x 3'




3' x 5'



4' x 6'



5' x 8'



6' x 10'